

Project-Based Learning Made Easy

TESOL AEIS

Webinar

April 2019

Staci Johnson and Rob Jenkins




HELLO!

<http://esl-teacher.net>



Today's Agenda

1. What is PBL?
2. What are the benefits?
3. Team Projects and the Curriculum
4. Steps
5. Examples

A photograph of a cluttered garage. In the foreground, there's a wooden cabinet, a black trash can, and a fan. To the right, a bicycle is leaning against a wall. Above the bicycle, a box of 'easy ups' baby diapers is visible. The background is filled with various items, including a black storage bin, a blue box, and a white box. The overall scene is messy and disorganized.

What steps would you take to
organize a messy garage?

CHAT!

Name other projects.

Plan a vacation

Create a budget

CHAT!



BIG CONCEPT

We are a project-oriented society. Many of our lives are project driven.

1

What is PBL?




Project-Based Learning (PBL) is an instructional methodology that encourages students to learn and apply knowledge and skills through an engaging experience. PBL presents opportunities for deeper learning in-context and for the development of important skills tied to college and career readiness.

Maggie O'Brien

www.definedstem.com

Different Forms of PBL

A full term where the curriculum is intertwined with the project.



Learning by doing where students gain competence by researching and experimentation.

Students apply what they have learned in a project to build on and to reinforce past learning.



2

What are the
benefits of PBL?

CHAT!



Benefits

- More engaging and relevant than traditional lessons where students are concentrating on real-world tasks.
- Builds success skills beyond language skills.
- Can give authentic opportunities to use technology.
- Helps students acquire academic and workplace skills.



Benefits

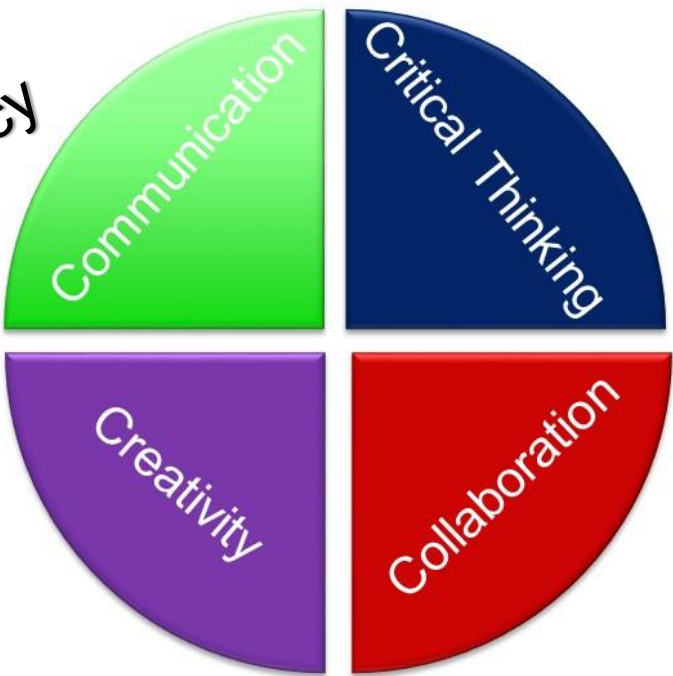
- Studies indicate that it improves learning.
- Addresses standards.
- Provides opportunities for research.

4Cs of 21st Century Skills:

College and Career
Readiness Standards

English Language Proficiency
Standards

Webb's Depth
of Knowledge



3

Team Projects and the Curriculum

Students apply
what they have
learned in a
project to build
on and to
reinforce past
learning.



Team Projects Reinforce Past Learning

Team Projects are

When students apply all that they have learned in a unit by working on a team project using task-based activities that foster collaboration, negotiation, and teamwork producing a product.

Includes

- Applications of unit objectives.
- Task-based activities with a product.
- Activities that generate teamwork.

Food and Nutrition



CHAT!

What might be the objectives for this ***Beginning High*** unit?

Our Objectives


1. Read a menu
2. Make a shopping list
3. Locate items in a supermarket
4. Identify healthy foods
5. Read recipes

The Project

Topic: Food and Nutrition

Objective: Plan a family menu for a week.

Position	Job
Student 1: Leader	See that everyone speaks English. See that everyone participates.
Student 2: Chef	Plan meals for the family with help from the team.
Student 3: Shopper	Write a shopping list with the family with help from the team.
Student 4: Spokesperson	Prepare a class presentation with help from the team.



Build in
Collaboration
& Leadership.

The Project

Family Menu

Your family has no food in the house. You need to shop for food and plan meals. Make a menu for the week.

Sunday	Monday	Tuesday	Wednesday	Thursday	Friday	Saturday	
							Breakfast
							Lunch
							Dinner

Recipe

Serves ____ people

Ingredients:

Instructions:

Shopping List

[illegible]

4

Steps

CHAT!

Food for a Week



1. Set the Stage

- Give an overview
- Show examples
- Don't be too specific

Teams

Position	Job
Student 1: Leader	See that everyone speaks English. See that everyone participates.
Student 2: Chef	Plan meals for the family with help from the team.
Student 3: Shopper	Write a shopping list with the family with help from the team.
Student 4: Spokesperson	Prepare a class presentation with help from the team.

1. Form teams of 4 or 5.



2. Form Teams

Language: Avoid same-language teams when possible

Level: Form by similar level or put strong people in each team.

Assign Team Positions: All team members help in every task.

3. Go through the steps

Family Menu

Your family has no food in the house. You need to shop for food and plan meals. Make a menu for the week.

Sunday	Monday	Tuesday	Wednesday	Thursday	Friday	Saturday	
							Breakfast
							Lunch
							Dinner

2. Choose a name for your family.
3. Fill in a calendar with your meal plans for breakfast, lunch, and dinner for the week.

3. Go through the steps

[illegible]

4. Make a shopping list. How much of each item do you need. Estimate the prices of the items on your list. Make sure the total is under \$100.

3. Go through the steps

- Give a few steps at a time (Avoid allowing teams to get too far ahead.).
- Have students keep minutes (agenda/minute format)
- Have each team share periodically.

1. Form a team with 4 or 5 students forming a family.
2. Choose a name for your family.
3. Fill in a calendar with your meal plans for breakfast, lunch, and dinner for the week.
4. Make a shopping list. How much of each item do you need. Estimate the prices of the items on your list. Make sure the total is under \$100.
5. Write a recipe for one of your meals.
6. Prepare a family presentation to the class. Tell the class about the meals on your menu. How much money will you spend? How much money will be left over. What can you do with the money that is left over?

4. Work on the Project

FACILITATE	CLASSROOM MANAGEMENT
<ul style="list-style-type: none">• Have assigned person lead efforts.• Make sure all students participate in each task.• Walk from team to team.• Ask questions.• Help the leader to make sure everyone is participating.	<ul style="list-style-type: none">• Encourage English.<ul style="list-style-type: none">• Work with the leader.• Ask students to evaluate their teams• Prepare teams for their presentations.• Post all or some of the projects in the classroom.

5

Examples

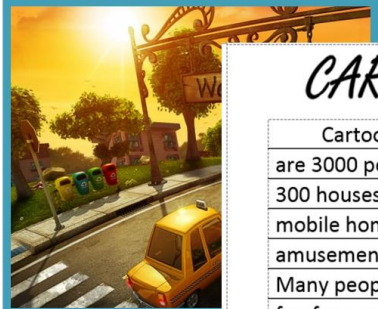
TEAM PROJECTS

Foundation	Low Beg	High Beg	Low Int	High Int	Adv
Make a class book	Create a student profile	Describe a student	Make a schedule	Create a goal chart	Create a personal profile
Make a display (culture)	Plan a department store	Design a clothing store	Create a purchase plan	Purchase plan	Create a financial plan
Make a shopping list	Create a restaurant	Plan a menu for a week	Create a housing plan	Real estate brochure	Create an auto handbook
Open a clothing store	Plan a dream home	Plan a move	Create a city brochure	Community Resource Guide	Housing issues Presentation
Describe your community	Make a city brochure	Describe your community	Create a healthy living plan	Community health pamphlet	Health Presentation
Create an appointment book	Role-play an emergency	Make a health pamphlet	Create a job app portfolio	Job application portfolio	Create an online store
Start a company	Get a new job	Make your own company	Create employee handbook	Solve a company problem	Set-up a business office
Create a study guide	Meet your goals	Make a time line	Run for mayor	Conduct an election	Give an opinion speech

Which might you do in your class?

CHAT!

CARTOON CITY



CARTOON CITY

Cartoon City is a small city. There are 3000 people in our city. We have 300 houses, 500 apartments, and mobile home place. We have also amusement park. It name is Toon Town. Many peoples like our city because fun for peoples.

The climate here is beautiful. It is sunny every day. The streets in our city are interesting. We have Toon Street, Looney Avenue, Superman Street, and Spiderman Blvd.

Please come to our city. We have big hotel and many tourists.

Mayor:	Alejandro Vega
City Planner:	Marisa Hernandez
Publicity Specialist:	Trang Nguyen
Spokesperson:	Leticia Bravo




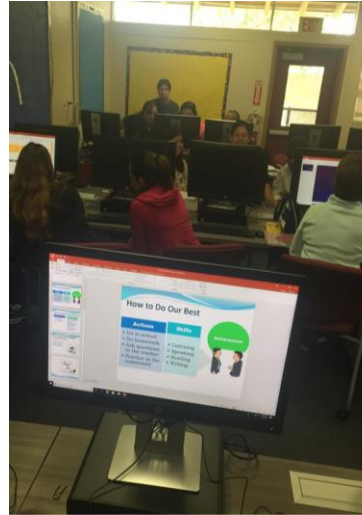
Examples with Technology

ngl.cengage.com/so3

High Cholesterol

Housing

Goals



Examples without Technology

ngl.cengage.com/so3

A handwritten project plan on a blue background. It is organized into several colored boxes: a green box for the team, a yellow box for the goal, a red box for the first step, a pink box for the second step, a yellow box for the third step, a red box for solutions, a green box for obstacles, and a green box for time management. The plan includes a list of team members, a clear goal, three steps with specific actions and timeframes, a list of obstacles, solutions to those obstacles, and a section on time management with advice on scheduling and staying positive.

Team
Felix Bernal
Phuong Do
Lisett Osorio
Jesús Lorenzo

Our Goal → To speak English very well

Step 1 → We need speak English every day in the class and after class.
October

Step 2 → We most listening radio, watch TV and read magazines and newspaper in English.
October, November

Step 3 → We need try to speak English in the community like: store, restaurants, library, family, friends.
December

Solutions:
• We need to practice and don't be afraid when speak English. Always try!
• We need to prioritize our tasks speak more English.

Obstacles
The community where we live speaks our native language. We don't have a lot of time to study English, because we have to work.

Time Management
Make a schedule that remembers what we should do every day.
To combine two or more tasks and do them simultaneously.
Be positive about your achievements reward yourself for the goals that you have accomplished.

We Can Do It!

A handwritten advertisement for a Kenmor Sears sale. It features a yellow background with a blue border. The text is written in a mix of blue and black ink. It includes a list of nine tips for being a smart consumer, a list of three financing options, and a list of three ways to save money. The advertisement is designed to look like a real store flyer, with a large 'sale' banner at the top right and a 'Kenmor' logo at the top left.

Kenmor SEARS sale
Good life. Great price!

Be a Smart Consumer

1. Make a Budget for \$1000 and stick to it
2. Shop around for quality and price, ask for Credit terms and service.
3. Read Sale ads carefully some ads misleading information
4. Read the merchant's pricing policy carefully
5. Check out internet sites that compare prices for offered on line.
6. Consider buying offers that are based on purchases of additional merchandise.
7. Ask about refund and return policy for sale.
8. Also ask about offer on extended warranty most stores they extended a guarantee.
9. Finally our purchase plan buy a Refrigerator.

Financing Options

- 0% Finance for 1 year with no interest
- or
- 3.9% all year with no interest
- or
- 5.9% all year with no interest

Ways to Save Money

- Buy in bulk
- Buy in season
- Buy in off season
- Buy in bulk
- Buy in season
- Buy in off season

ngl.cengage.com/so3



Fashion F
Emerald

HOURS:
M-F 10.00AM - 9.00PM
Sat 11.00AM - 7.00PM
Sun 11.00AM - 7.00PM

Clothing Store Data

The Fashion Boutique

Store Name Camelot



Clothes Items	Sizes	Colors	Patterns	Unit Prices
shirt	All sizes	All colors	smooth white	\$40.00
blouse	"	"	floral	\$20.00
shirt	"	"	striped pink/white	\$15.00
blouse	"	"	"	\$30.00
shirt	"	"	smooth	\$12.00
blouse	"	"	floral	\$15.00
shirt	"	"	All sizes	\$30.00
blouse	"	"	All sizes	\$10.00
shirt	"	"	blue and black	\$12.00
blouse	"	"	smooth	\$15.00
shirt	"	"	striped	\$18.00
blouse	"	"	black and brown	\$25.00
shirt	"	"	All sizes	\$10.00
blouse	"	"	smooth	\$30.00

Team Leader Eunice
Artist Angelica
Sales Specialist Sylvia
Spokesperson Maribel
Angelica

Hours:
The Fashion Boutique C'monville
M-F 10:00AM-9:00PM
Sat 11:00AM-7:00PM
Sun 11:00AM-7:00PM

[illegible]

Team Leader Emerald
Artist Zinica
Sales Specialist Alma
Spokesperson Angela



THANK YOU!

Rob Jenkins

Robjenkins.esl@gmail.com

Staci Johnson

Stacijohnson.esl@gmail.com

ESL-Teacher.net