



Video Techniques that Bring Your Class to Life!

Staci Johnson
Rob Jenkins
CATESOL 2010



Teachers' Mission Statement

- ▶ Our goal is to give students challenging opportunities to be successful in their language-learning experience so they develop confidence and become independent, lifelong learners.




Challenging Opportunities

Teach students to:

think critically and creatively

work cooperatively


transfer language and thinking skills
to any task



Lesson Planning

- ▶ Good lesson planning is an often invisible but absolutely essential part of all good teaching – especially effective language teaching.”


▶ (Hendrichsen)



Using Video

- ▶ Freeze Frame
- ▶ Silent Viewing
- ▶ Prediction Techniques
- ▶ Listening without Viewing
- ▶ Back-to-Back
- ▶ Summary Strips
- ▶ Comprehension Checks
- ▶ Normal Viewing

Practice each technique (handout)



Steps to Effective Lesson Planning (ESL Teachers' Institute)

○ Warm Up & Review

- Uses previously learned content to begin a lesson.
- 5– 10 minutes.
- Materials are familiar to students from previous lessons.

○ Introduction

- Focuses student attention on the lesson (asking questions, using visuals...).
- Objective stated
- Objective is related to previous lesson.

○ Presentation

- Introduction of new information (Through visuals, realia, description, explanation, or written text).
- Instructor checks on student comprehension.
- Instructor prepares students for practice.



Steps to Effective Lesson Planning (ESL Teachers' Institute)

○Practice


- Students practice new knowledge through different activities.
- Practice is guided through materials.
- May be whole group, small group, pairs or individuals.
- Instructor models each activity, monitors progress, provides feedback

○Evaluation

- Instructor evaluates students on attainment of objective.
- Can be oral, written, or by demonstrated performance.

○Application

- Students apply new knowledge to own lives or new situations.



Where Does Technology Fit?

Discuss where video might work in a lesson plan.

In a group rank most prominent steps where video works. “1” is the most prominent.

___ Warm-up /Review


___ Practice

___ Introduction

___ Evaluation

___ Presentation

___ Application



CONTACT INFORMATION

Staci Johnson

staci.johnson@speakeasy.net

Rob Jenkins

jenkins_rob@sac.edu

